

# 合肥中恒微半导体有限公司

HeFei Cpower Technology.,Ltd.

## 2E600MFSC120T1P



### ➤ 产品外观 / Appearance

*Preliminary*



$V_{CES} = 1200V$

$I_{C\ nom} = 600A / I_{CRM} = 1200A$

### ➤ 特性 / Features

- A. 端子超声波焊接
- B. 铜线键合工艺
- C. 高导热陶瓷基板

- A. Ultrasonic Welding of Terminal
- B. Copper Wire Bonding
- C. High Thermal Conductivity Ceramic Substrate

### ➤ 用途 / Applications

- A. 电动汽车应用
- B. 电机传动
- C. 风力发电机

- A. Automotive Application
- B. Motor Drives
- C. Wind Turbines

### ➤ 相关信息 / Related Information

条形码 / Barcode Code



二维码 / DMX – Code



公司地址：合肥市高新区创新大道与明珠大道交叉口 106 号 5 号楼 2 层 C 区、D 区。

Address: Area C and D, 2nd floor, Building 5, No. 106, Intersection of Innovation Avenue and Mingzhu Avenue, High-tech Zone, Hefei City.

# 2E600MFSC120T1P

## IGBT, 逆变器 / IGBT, Inverter



### 最大额定值 / Maximum Rated Values

集电极-发射极电压 Collector-emitter voltage	$T_j = 25^\circ\text{C}$	$V_{CES}$	1200	V
连续集电极直流电流 Continuous DC collector current	$T_C = 100^\circ\text{C}, T_{j\max} = 175^\circ\text{C}$	$I_{C\text{nom}}$	600	A
集电极重复峰值电流 Repetitive peak collector current	$t_p = 1\text{ms}$	$I_{CRM}$	1200	A
栅极-发射极峰值电压 Gate-emitter peak voltage		$V_{GES}$	+/-20	V

### 特征值 / Characteristic Values

		Min.	Typ.	Max.		
集电极-发射极饱和电压 Collector-emitter saturation voltage	$I_C = 600\text{A}, V_{GE} = 15\text{V}$ $T_j = 25^\circ\text{C}$ $T_j = 125^\circ\text{C}$ $T_j = 150^\circ\text{C}$	$V_{CE\text{sat}}$	2.1 2.5 2.6	2.5	V	
栅极阈值电压 Gate threshold voltage	$I_C = 18\text{mA}, V_{CE} = V_{GE}, T_j = 25^\circ\text{C}$	$V_{GETh}$	5.0	5.8	6.8	V
内部栅极电阻 Internal gate resistor	$T_j = 25^\circ\text{C}$	$R_{Gint}$	1.1		$\Omega$	
输入电容/Input capacitance	$f = 1\text{MHz}, T_j = 25^\circ\text{C}, V_{CE} = 25\text{V}, V_{GE} = 0\text{V}$	$C_{ies}$	57		nF	
反向传输电容 Reverse transfer capacitance		$C_{res}$	0.65		nF	
集电极-发射极截止电流 Collector-emitter cut-off current	$V_{CE} = 1200\text{V}, V_{GE} = 0\text{V}, T_j = 25^\circ\text{C}$	$I_{CES}$		3.0	mA	
栅极-发射极漏电流 Gate-emitter leakage current	$V_{CE} = 0\text{V}, V_{GE} = 20\text{V}, T_j = 25^\circ\text{C}$	$I_{GES}$		400	nA	
开通延迟时间/Turn-on delay time	$I_C = 600\text{A}, V_{CE} = 600\text{V}$ $V_{GE} = \pm 15\text{V}$ $R_G = 2.0\Omega$ Inductive Load	$T_j = 25^\circ\text{C}$ $T_j = 125^\circ\text{C}$ $T_j = 150^\circ\text{C}$	$t_{d\text{on}}$	260 284 293	ns	
上升时间/Rise time		$T_j = 25^\circ\text{C}$ $T_j = 125^\circ\text{C}$ $T_j = 150^\circ\text{C}$	$t_r$	97 110 114	ns	
关断延迟时间/Turn-off delay time		$T_j = 25^\circ\text{C}$ $T_j = 125^\circ\text{C}$ $T_j = 150^\circ\text{C}$	$t_{d\text{off}}$	350 387 399	ns	
下降时间/Fall time		$T_j = 25^\circ\text{C}$ $T_j = 125^\circ\text{C}$ $T_j = 150^\circ\text{C}$	$t_f$	140 167 179	ns	
开通损耗能量/Turn-on energy loss		$T_j = 25^\circ\text{C}$ $T_j = 125^\circ\text{C}$ $T_j = 150^\circ\text{C}$	$E_{on}$	7.8 9.5 10.2	mJ	
关断损耗能量/Turn-off energy loss		$T_j = 25^\circ\text{C}$ $T_j = 125^\circ\text{C}$ $T_j = 150^\circ\text{C}$	$E_{off}$	58.6 66.4 72.2	mJ	
短路数据/SC data		$V_{GE} \leq 15\text{V}, V_{CC} = 800\text{V}$ $t_p \leq 10\mu\text{s}, T_j = 150^\circ\text{C}$	$I_{sc}$	3000		A
结 - 外壳热阻 Thermal resistance, junction to case	每个 IGBT / per IGBT	$R_{thJC}$		0.02	K/W	
在开关状态下温度 Temperature under switching		$T_{j\text{op}}$	-40	150	$^\circ\text{C}$	

# 2E600MFSC120T1P

二极管, 逆变器 / Diode, Inverter

负温度系数热敏电阻 / NTC-Thermistor



## 二极管, 逆变器 / Diode, Inverter

### 最大额定值 / Maximum Rated Values

反向重复峰值电压 Repetitive peak reverse voltage	$T_j = 25^\circ\text{C}$	$V_{RRM}$	1200	V
连续正向直流电流 Continuous DC forward current		$I_F$	600	A
正向重复峰值电流 Repetitive peak forward current	$t_p = 1\text{ ms}$	$I_{FRM}$	1200	A

### 特征值 / Characteristic Values

			Min.	Typ.	Max.	
正向电压/Forward voltage	$I_F = 600\text{ A}, V_{GE} = 0\text{ V}$	$T_j = 25^\circ\text{C}$ $T_j = 125^\circ\text{C}$ $T_j = 150^\circ\text{C}$	$V_F$	2.00 2.90 3.10	2.50	V
反向恢复峰值电流 Peak reverse recovery current		$T_j = 25^\circ\text{C}$ $T_j = 125^\circ\text{C}$ $T_j = 150^\circ\text{C}$	$I_{RM}$	105 118 118		A
恢复电荷/Recovered charge	$I_F = 600\text{ A}, V_R = 600\text{ V}$ $V_{GE} = -15\text{ V}$ $-di_F/dt = 4400\text{ A}/\mu\text{s}$	$T_j = 25^\circ\text{C}$ $T_j = 125^\circ\text{C}$ $T_j = 150^\circ\text{C}$	$Q_r$	3.0 3.9 3.9		$\mu\text{C}$
反向恢复损耗 Reverse recovery energy		$T_j = 25^\circ\text{C}$ $T_j = 125^\circ\text{C}$ $T_j = 150^\circ\text{C}$	$E_{rec}$	0.92 1.10 1.55		mJ
结 - 外壳热阻 Thermal resistance, junction to case	每个二极管 / per diode		$R_{thJC}$		0.08	K/W
在开关状态下温度 Temperature under switching			$T_{j\text{op}}$	-40	150	$^\circ\text{C}$

## 负温度系数热敏电阻 / NTC-Thermistor

### 特征值 / Characteristic Values

			Min.	Typ.	Max.	
额定阻值/Rated resistance	$T_C = 25^\circ\text{C}$	$R_{25}$		5.00		k $\Omega$
阻值误差/Deviation of R100	$T_C = 100^\circ\text{C}, R_{100} = 465\ \Omega$	$\Delta R/R$	-5		5	%
功率损耗/Power dissipation	$T_C = 25^\circ\text{C}$	$P_{25}$			10.0	mW
B 值/B - value	$R_2 = R_{25} \exp [B_{25/50}(1/T_2 - 1/(298.15\text{K}))]$	$B_{25/50}$		3380		K
B 值/B - value	$R_2 = R_{25} \exp [B_{25/80}(1/T_2 - 1/(298.15\text{K}))]$	$B_{25/80}$		3468		K
B 值/B - value	$R_2 = R_{25} \exp [B_{25/100}(1/T_2 - 1/(298.15\text{K}))]$	$B_{25/100}$		3523		K

# 2E600MFSC120T1P

## 模块 / Module



绝缘测试电压 Isolation test voltage	RMS, f = 50 Hz, t = 1 min.	V <sub>ISOL</sub>	2.5	kV
模块基板材料 Material of module baseplate			Cu	
内部绝缘/Internal isolation	基本绝缘 (class 1, IEC61140) Basic insulation (class 1, IEC61140)		AlN	
爬电距离/Creepage distance	端子至散热器 / terminal to heatsink 端子至端子 / terminal to terminal		14.5 13.0	mm
电气间隙/Clearance	端子至散热器 / terminal to heatsink 端子至端子 / terminal to terminal		12.5 10.0	mm
相对电痕指数 Comperative tracking index		CTI	> 200	

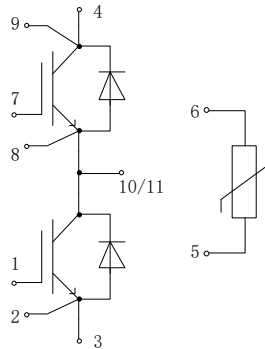
			Min.	Typ.	Max.	
杂散电感, 模块 Stray inductance module		L <sub>sCE</sub>		20		nH
模块引线电阻 Module lead resistance	T <sub>c</sub> = 25°C, 每个开关 / per switch	R <sub>CC'+EE</sub>		1.1		mΩ
储存温度/Storage temperature		T <sub>stg</sub>	-40		125	°C
模块安装的安装扭距 / Mounting torque for module mounting	螺丝 M5 / Screw M5	M	3.00		6.00	Nm
端子联接扭距 Terminal connection torque	螺丝 M6 / Screw M6	M	3.0		6.0	Nm
重量/Weight		G		345		g

# 2E600MFSC120T1P

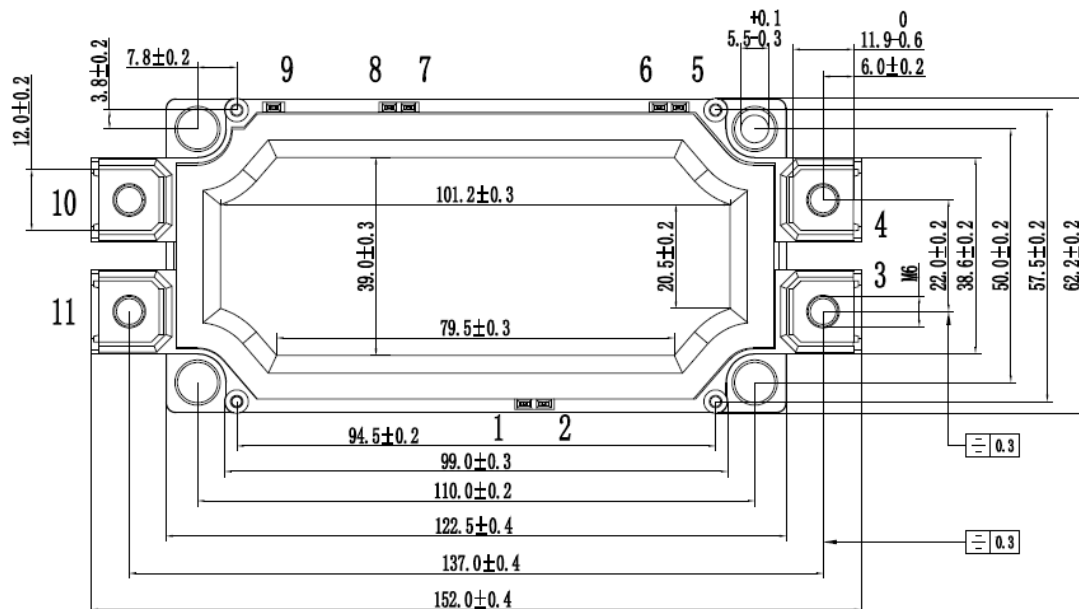
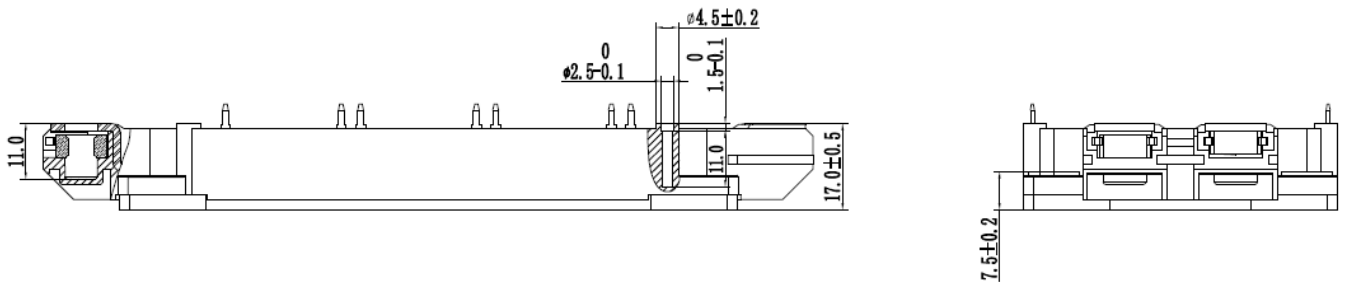


## 封装 / Package

### 接线图 / Circuit Diagram



### 封装尺寸 / Package outlines

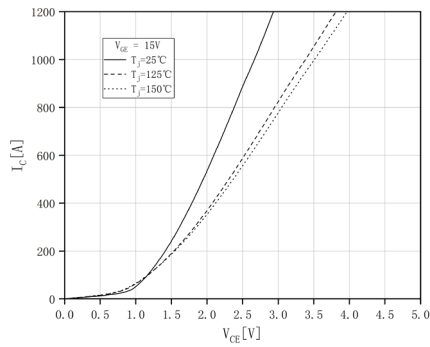


# 2E600MFSC120T1P

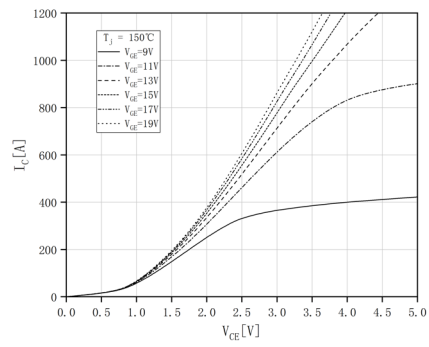
## 性能 / Performance



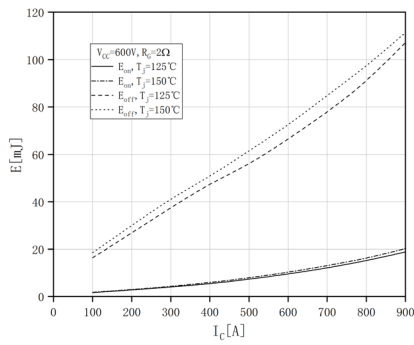
输出特性 IGBT, 逆变器 (典型)  
output characteristic IGBT, Inverter (typical)



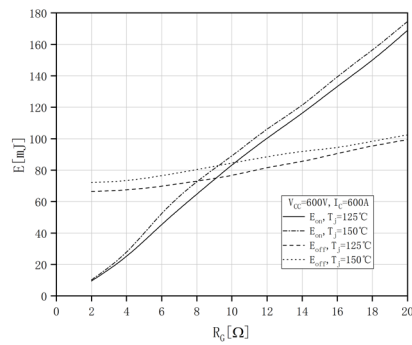
输出特性 IGBT, 逆变器 (典型)  
output characteristic IGBT, Inverter (typical)



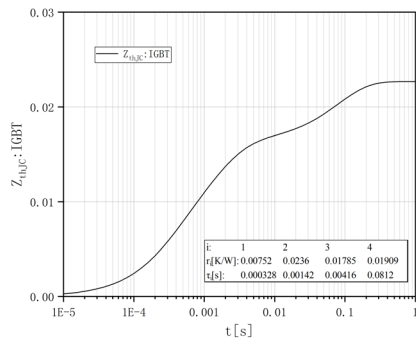
开关损耗 IGBT, 逆变器 (典型)  
switching losses IGBT, Inverter (typical)



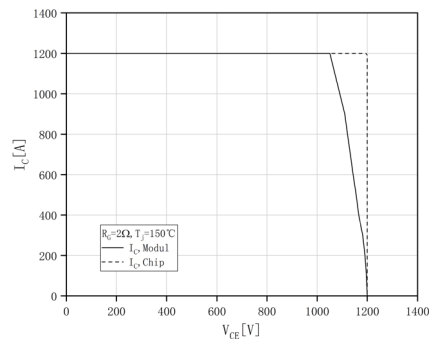
开关损耗 IGBT, 逆变器 (典型)  
switching losses IGBT, Inverter (typical)



瞬态热阻抗 IGBT, 逆变器  
transient thermal impedance IGBT, Inverter



反偏安全工作区 IGBT, 逆变器 (RBSOA)  
Reverse bias safe operating area IGBT, Inverter(RBSOA)

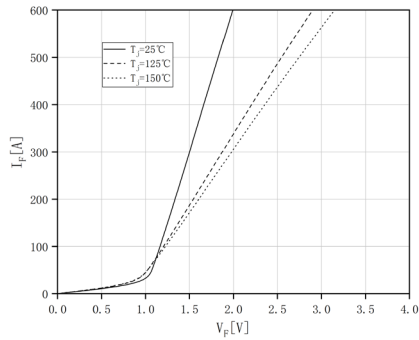


# 2E600MFSC120T1P

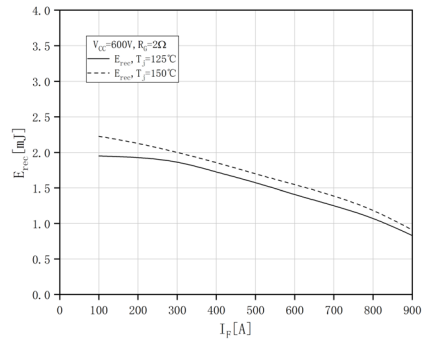


## 性能 / Performance

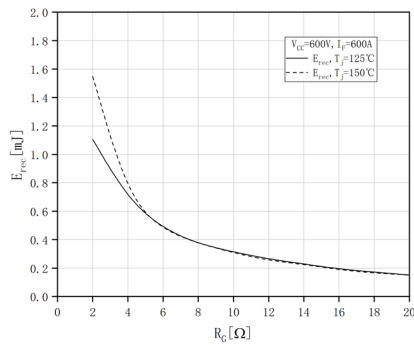
正向偏压特性 二极管,逆变器 (典型)  
forward characteristic of Diode, Inverter (typical)



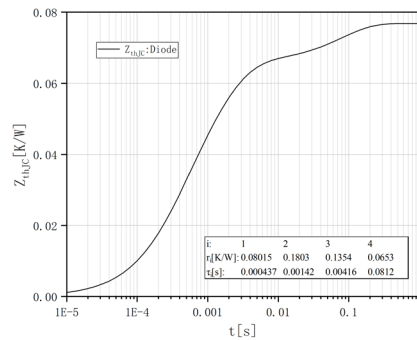
开关损耗 二极管, 逆变器 (典型)  
switching losses Diode, Inverter (typical)



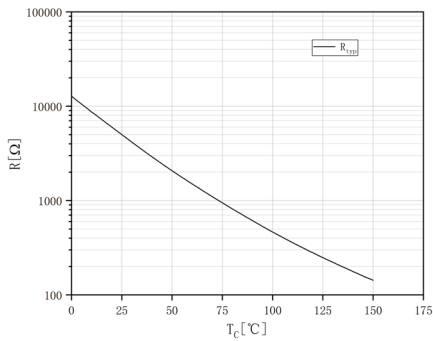
开关损耗 二极管, 逆变器 (典型)  
switching losses Diode, Inverter (typical)



瞬态热阻抗 二极管, 逆变器  
transient thermal impedance Diode, Inverter



负温度系数热敏电阻 温度特性  
NTC-Thermistor-temperature characteristic (typical)



# 2E600MFSC120T1P

## 使用条件及条款

### Terms & Conditions of usage



本档所提供的任何信息绝不应被视为针对任何条件或者品质而做出的保证（质量保证）。本公司对于本档中所提及的任何事例、提示或者任何特定数值及/或任何关于产品应用方面的信息均在此明确声明本公司不承担任何保证或者责任，包括但不限于其不侵犯任何第三方知识产权的保证均在此排除。

此外，本档所提供的任何信息均取决于客户履行本档所载明的义务和客户遵守适用于客户产品以及与客户对于本公司产品的应用所相关的任何法律要求、规范和标准。

本档所含的数据仅供经过专业技术培训的人员使用。客户自身的技术部门有义务对于产品是否适宜于其预期的应用和针对该种应用而言本档中所提供的信息是否充分自行予以评估。

如需产品、技术、交付条款和条件以及价格等进一步信息，请向本公司接洽。

The information given in this document shall in no event be regarded as a guarantee of conditions or characteristics("quality guarantee"). With respect to any examples, hints or any typical values stated herein and/or any information regarding the application of the product, Cpower Technology hereby disclaims any and all warranties and liabilities of any kind, including without limitation warranties of non-infringement of intellectual property rights of any third party.

In addition, any information given in this document is subject to customer's compliance with its obligations stated in this document and any applicable legal requirements, norms and standards concerning customer's products and any use of the product of Cpower Technology in customer's applications.

The data contained in this document is exclusively intended for technically trained staff. It is the responsibility of customer's technical departments to evaluate the suitability of the product for the intended application and the completeness of the product information given in this document with respect to such application.

For further information on the product, technology, delivery terms and conditions and prices please contact Cpower Technology.